
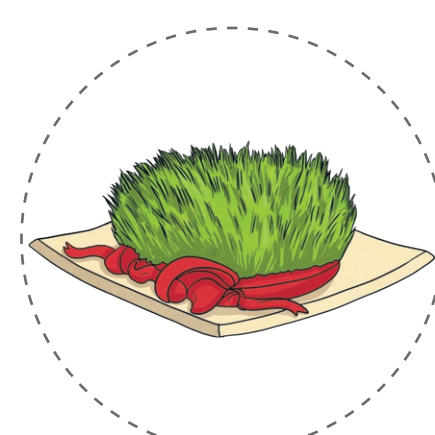
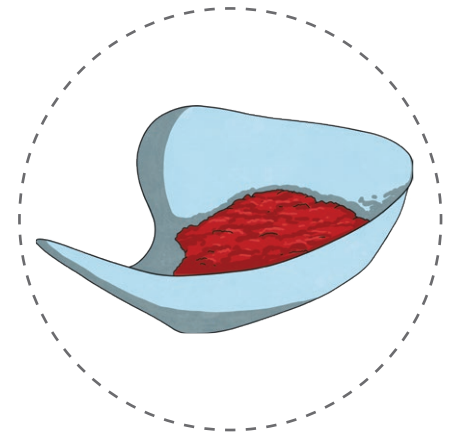
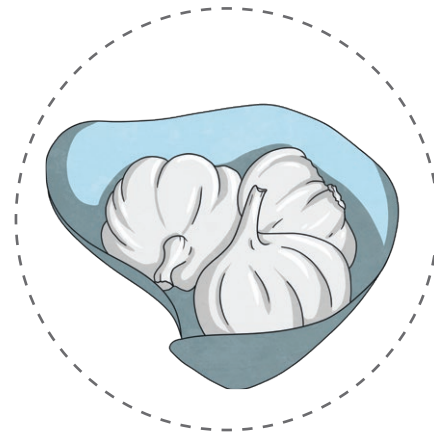



Nowruz Haft Seen Table Cut and Stick

Cut out the seven symbolic items and arrange them on the Haft Seen table.



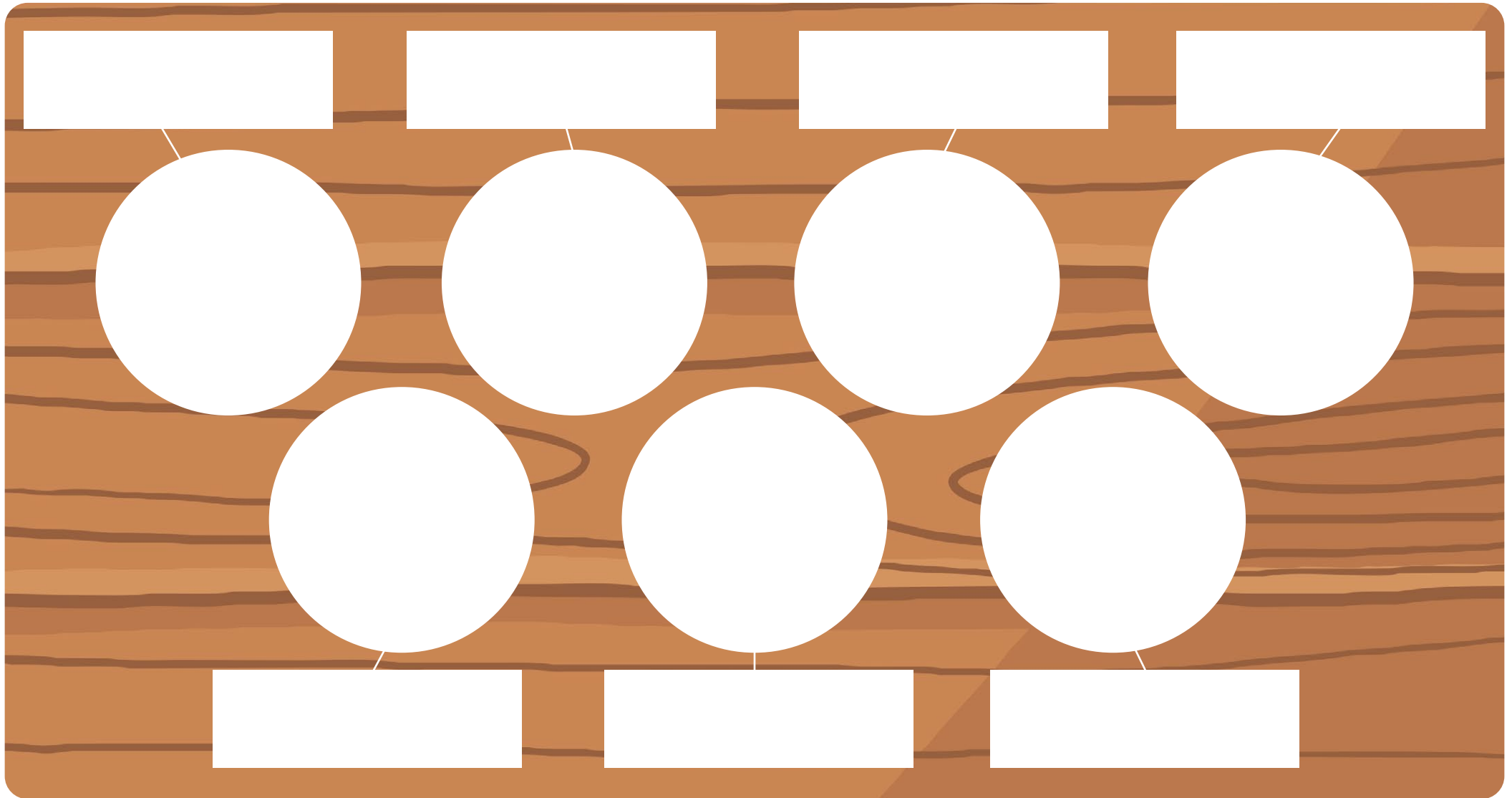
Nowruz Haft Seen Table Cut and Stick



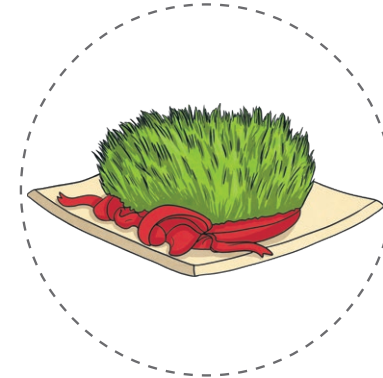

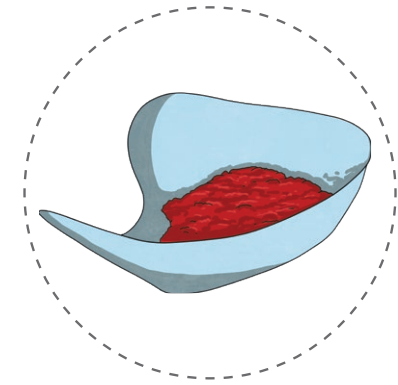

Disclaimer: This resource is provided for informational and educational purposes only. As this resource refers to sharp equipment, you must ensure that an adequate risk assessment is carried out prior to using this resource. Twinkl is not responsible for the health and safety of your group or environment. It is your responsibility to ensure the resource and the information/activity it contains are safe and appropriate to use in your situation.

Nowruz Haft Seen Table Cut and Stick

Cut out the seven symbolic items and arrange them on the Haft Seen table.
Match the names and descriptions to each of the foods.



Nowruz Haft Seen Table Cut and Stick



senjed - dried fruit

serkeh - vinegar

samanu - sweet
pudding

seer - garlic

sabzeh - sprouting
grass

sumac - spice made
from dried berries

seeb - apple

Disclaimer: This resource is provided for informational and educational purposes only. As this resource refers to sharp equipment, you must ensure that an adequate risk assessment is carried out prior to using this resource. Twinkl is not responsible for the health and safety of your group or environment. It is your responsibility to ensure the resource and the information/activity it contains are safe and appropriate to use in your situation.

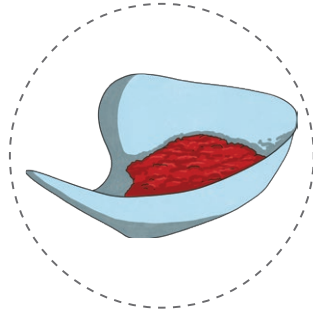
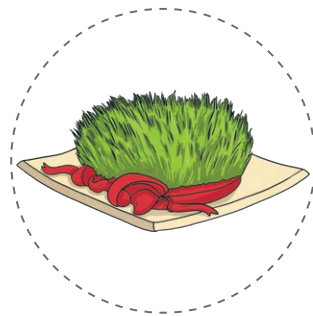
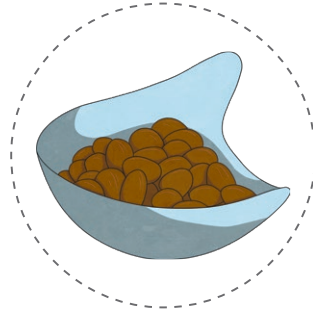

Nowruz Haft Seen Table Cut and Stick

Cut out the seven symbolic items and arrange them on the Haft Seen table.

Match the names and descriptions to each of the foods.

The image shows a Haft Seen table template on a wood-grain background. It consists of seven symbolic items arranged in two rows. The top row has four items, and the bottom row has three items. Each item is represented by a white circle with a thin line extending from its top or bottom edge to a corresponding rectangular box. Each box is divided into two horizontal sections for writing. The items are: 1. A circle with a line to a box above it. 2. A circle with a line to a box above it. 3. A circle with a line to a box above it. 4. A circle with a line to a box above it. 5. A circle with a line to a box below it. 6. A circle with a line to a box below it. 7. A circle with a line to a box below it.

Nowruz Haft Seen Table Cut and Stick



senjed - dried fruit

serkeh - vinegar

samanu - sweet
pudding

sumac - spice made
from dried berries

sabzeh - sprouting
grass

seer - garlic

seeb - apple

This is a symbol of
love.

This is a symbol of
age.

This is a symbol of
health.

This is a symbol of
health and beauty.

This is a symbol of
new life.

This is a symbol of
sweetness.

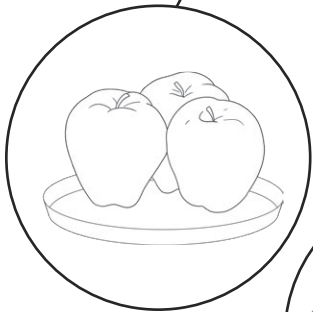
This is a symbol of
the colour of sunrise.

Disclaimer: This resource is provided for informational and educational purposes only. As this resource refers to sharp equipment, you must ensure that an adequate risk assessment is carried out prior to using this resource. Twinkl is not responsible for the health and safety of your group or environment. It is your responsibility to ensure the resource and the information/activity it contains are safe and appropriate to use in your situation.

Nowruz Haft Seen Table Cut and Stick Answers

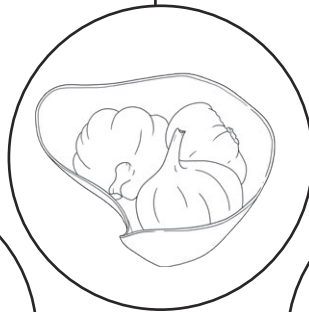
seeb - apple

This is a symbol of health and beauty.



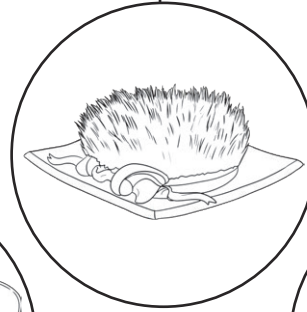
seer - garlic

This is a symbol of health.




sabzeh - sprouting grass

This is a symbol of new life.



samanu - sweet pudding

This is a symbol of sweetness.



senjed - dried fruit

This is a symbol of love.



sumac - spice made from dried berries

This is a symbol of the colour of sunrise.



serkeh - vinegar

This is a symbol of age.